THIS DRAWING IS UNPUBLISHED. RELEASED FOR PUBLICATION -,- .
© COPYRIGHT - BY TYCO ELECTRONICS CORPORATION. ALL RIGHTS RESERVED.

| LOC | DIST |
|---|---|
| AD | 00 |

REVISIONS

| P | LTR | DESCRIPTION | DATE | DWN | APVD |
|---|---|---|---|---|---|
| | D1 | ECO-05-008668 | 16FEB2006 | RB | JG |

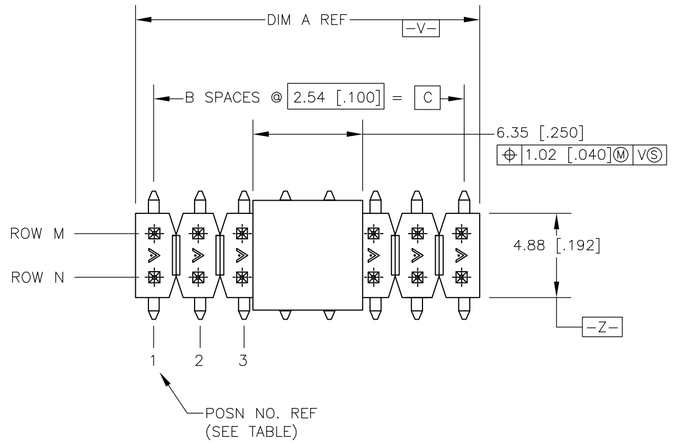


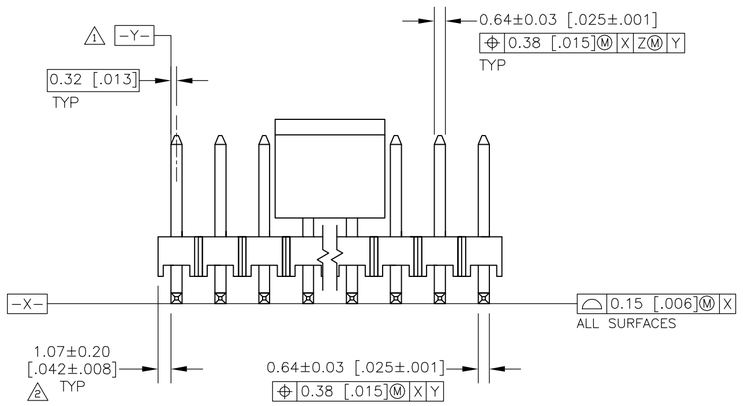


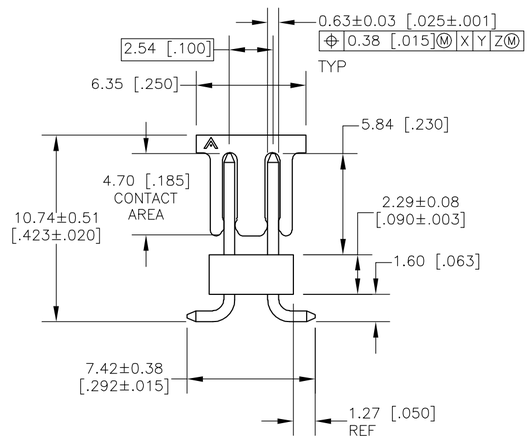


1. -Y- SHALL BE THE INTERSECTION OF THE POST AND THE HOUSING.
2. THE NOTED DIMENSION APPLIES FROM THE BASIC DIMENSION (NOT THE POST CENTERLINE) TO THE SURFACE INDICATED.
3. 0.000762[.000030] GOLD ON CONTACT AREA, 0.00254-0.00508[.000100-.000200] MATTE TIN-LEAD ON SOLDER TAIL, ALL OVER 0.00127[.000050] NICKEL.
4. PACKAGED IN TAPE AND REEL PER EIA-481 SPECIFICATIONS. SEE TABLE FOR TAPE WIDTH.
5. HOUSING: LCP, COLOR-BLACK.
   POST: PHOS. BRONZE.
   PICK AND PLACE CAP: PPA COLOR-BLACK.
6. PRELIMINARY PART - NOT RELEASED FOR PRODUCTION.
7. 0.000762[.000030] GOLD ON CONTACT AREA, 0.00254-0.00508[.000100-.000200] MATTE TIN ON SOLDER TAIL, ALL OVER 0.00127[.000050] NICKEL.

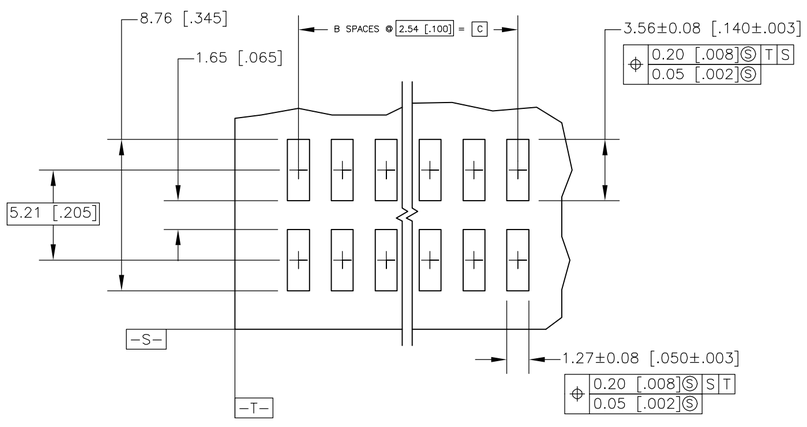


RECOMMENDED PCB LAYOUT
FOR USE WITH 0.20 [.008] THICK STENCIL

| | | | | | | | | |
|---|---|---|---|---|---|---|---|---|
| 7 | 7 | 4 | 32mm | 15.24 [.600] | 6 | 17.37 [.684] | 14 | 5-147711-6 |
| 7 | NONE | 4 | 24mm | 12.70 [.500] | 5 | 14.83 [.584] | 12 | 5-147711-5 |
| 7 | NONE | 4 | 24mm | 10.16 [.400] | 4 | 12.29 [.484] | 10 | 5-147711-4 |
| 7 | NONE | 1 | 24mm | 10.16 [.400] | 4 | 12.29 [.484] | 10 | 5-147711-3 |
| 7 | NONE | 3 | 24mm | 10.16 [.400] | 4 | 12.29 [.484] | 10 | 5-147711-2 |
| 6 3 | 7 | 4 | 32mm | 15.24 [.600] | 6 | 17.37 [.684] | 14 | 147711-6 |
| 3 | NONE | 4 | 24mm | 12.70 [.500] | 5 | 14.83 [.584] | 12 | 147711-5 |
| 3 | NONE | 4 | 24mm | 10.16 [.400] | 4 | 12.29 [.484] | 10 | 147711-4 |
| 3 | NONE | 1 | 24mm | 10.16 [.400] | 4 | 12.29 [.484] | 10 | 147711-3 |
| 3 | NONE | 3 | 24mm | 10.16 [.400] | 4 | 12.29 [.484] | 10 | 147711-2 |
| 6 3 | 3 | NONE | 24mm | 10.16 [.400] | 4 | 12.29 [.484] | 10 | 147711-1 |
| | PLATING | ROW M / ROW N | TAPE WIDTH | C | B | A | NO OF POSN | PART NUMBER |
| | POST OMITTED | | | | | | | |

THIS DRAWING IS A CONTROLLED DOCUMENT.

DIMENSIONS: INCHES

TOLERANCES UNLESS OTHERWISE SPECIFIED:
0 PLC ± -
1 PLC ± -
2 PLC ± -
3 PLC ± 0.13 [.005]
4 PLC ± -
ANGLES ± -

MATERIAL 5

FINISH SEE TABLE

DWN B. HAYMAKER 18DEC00
CHK J. GESFORD 18DEC00
APVD J. GESFORD 18DEC00
PRODUCT SPEC —
APPLICATION SPEC —
WEIGHT —

tyco Electronics 14JUN99
Tyco Electronics Corporation
Harrisburg, Pa 17105-3608

NAME
SURF. MT. HDR. ASSY, MOD II, B/W,
VERT, D/R, .100 x .100 C/L, .025 SQ
POST, W/ PICK AND PLACE CAP, SELECT LOAD

| SIZE | CAGE CODE | DRAWING NO | RESTRICTED TO |
|---|---|---|---|
| A2 | 00779 | C-147711 | — |

CUSTOMER DRAWING | SCALE 4:1 | SHEET 1 OF 1 | REV D1

147711